

The Transporter 6.1



Commercial
Vehicles





The Icon Updated

The iconic Transporter has led the way for over 70 years, continually setting the benchmark in its class. The updated Transporter 6.1 is still the original van you have come to expect with proven quality and versatility that is built to last, but now with the latest innovative driver technologies.

New on-board electronics.

The electromechanical power steering offers active and adaptive support in almost all driving situations and provides the basis for a wealth of new innovative driver assistance systems.

State-of-the-art driver assistance systems*.

Front Assist with City Emergency Braking System, Driver Alert, Brake Assist, Blind spot Monitoring, Rear traffic alert and Crosswind Assist are fitted as standard. A rear-view camera with rear park distance control is also available as standard for the first time in conjunction with the rear wing doors. Optionally available are Park Assist including Side Protection and Active Lane Assist¹.

Optimum space utilisation.

The Transporter 6.1 van has plenty of space in the cabin and has the ability to separately lock the cargo compartment from the cabin. Additionally the load area is up to 2,975mm long and 1,940mm high.

Robust off-road capability.

The Transporter 6.1 is available to order with 4MOTION all-wheel drive¹, dual clutch gearbox DSG, Hill Descent Assist¹, Hill Hold Assist and mechanical differential lock¹ providing impressive off-road capability.

*Safety technologies are designed to assist the driver, but should not be used as a substitute for safe driving practices.
Blind spot Monitoring, Rear traffic alert and Crosswind Assist, rear-view camera and rear park distance control are not possible with Cab Chassis models.
1. Optional Extra.



Impressive range of variants.

VAN

Built for your business, with a multitude of configurations you can configure it to suit your needs. Thanks to the latest tech enjoy a stress free drive whilst on the job.

CREWVAN

All in a days work, offering you the perfect balance for carrying people and goods, ready for any job.

CAB CHASSIS WITH TRAY

With its massive payload, durable alloy tray, powerful engine and ability to handle difficult terrains, the single or dual cab, is up to almost every task.

6.1

The icon, updated
The Transporter



Space for everything.

Transporter Van

The Transporter van offers practical assistance with its especially low loading sills, impressive load room height and intelligently designed load securing options giving you ideal working conditions. With the electromechanical power steering system, it now offers even more helpful driver assistance systems when on the road.

Highlights

- Largest number of variants in its class
- Low fuel consumption
- Large load compartment with upto 9.3m³ load volume and 1,940mm load compartment height
- Range of engines
- Most Off-Road ready vehicle in its class
- Proven Volkswagen quality
- Ergonomic workplace

Exterior

- H7 twin halogen headlights
- Radiator grille with double chrome trim strip
- Daytime running lights (DRL)
- Sliding door, left
- Lifting rear tailgate with window and wiper/washer
- 16-inch or 17-inch steel wheels
- Full sized steel spare wheel
- Grey bumpers with exterior door mirror housings and door handles in black

Interior

- Dash panel with open stowage compartments, drink holders and lockable glovebox
- Height-adjustable driver's seat with lumbar support
- Leather-wrapped steering wheel, height and longitudinal adjustment
- Cleverly thought out storage systems
- Rubber flooring in the driver's compartment
- "Double grid" cloth seat upholstery in Titanium Black
- LED interior lighting with two reading lights in the roof console
- Interior lighting with LED technology in load compartment

Functional Equipment

- Electromechanical power steering
- "Composition Colour" 6.5" radio system with USB/AUX/SD input and Bluetooth
- 2 USB-C ports and App-Connect¹
- Cruise Control including speed limiter
- Electronic immobiliser
- Central locking with remote control
- Power windows and heated electric folding exterior mirrors
- Manually controlled air conditioning
- Automatic headlights with rain sensing wipers and dimmable rear view mirror
- Load compartment locking from cabin/remote
- Six lashing eyes (eight for long wheelbase)

* Safety technologies are designed to assist the driver, but should not be used as a substitute for safe driving practices.

- App-Connect is compatible for selected apps with the latest smartphone versions of iOS and Android, active data service, optional connection cable (sold separately).

1. Not available with optional rear barn doors.

2. Not available with optional High roof.

Driver Assistance Systems

- Front Assist with City Emergency Brake (CEB)*
- Crosswind Assist*
- Side Assist including Blind spot monitoring and Rear Traffic Alert*^{1,2}
- Driver Fatigue Detection*
- Hill-Start Assist
- Multi-Collision Brake (MCB)
- Electronic Stabilisation Programme (ESP)
- Traction Control System (TCS)
- Anti-lock braking system and brake assist (ABS)
- Driver & front passenger front and side/head airbags
- Reverse Parking Sensors*
- Rear View Camera*²



A woman with long dark hair tied back, wearing a grey long-sleeved shirt and white overalls, stands in the foreground looking off to the side. Behind her is a white Volkswagen Transporter Crewvan parked on a street. In the background, there are trees with autumn-colored leaves and a building with a red roof. The scene is brightly lit, suggesting a sunny day.

All in one.

Transporter **Crewvan**

With two single front seats and a removable three-seater bench in the second row, this 5 seater van offers the necessary flexibility that is needed for the ideal dual use vehicle. Fitted with cloth seat upholstery that is particularly immune to dirt and plenty of headroom offers the highest level of comfort in combination with function.

Highlights

- Largest number of variants in its class
- Flexible load space with up to two Euro pallets behind the second row of seats
- Low fuel consumption
- Most Off-Road ready vehicle in its class
- Proven Volkswagen quality
- Ergonomic workplace

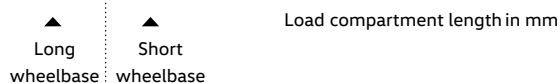
Exterior

- H7 twin halogen headlights
- Radiator grille with double chrome trim strip
- Daytime running lights (DRL)
- Sliding door, left and right with sliding windows
- Lifting rear tailgate with window and wiper/washer
- 16-inch steel wheels
- Full sized steel spare wheel
- Grey bumpers with exterior door mirror housings and door handles in black

Interior

- Dash panel with open stowage compartments, drink holders and lockable glovebox
- 3-seater bench seat in second row, folding and tipping, removable. Includes ISOFIX and top tether child seat anchors for the outer seats of the bench seat
- Height-adjustable driver's seat with lumbar support
- Leather-wrapped steering wheel, height and longitudinal adjustment
- Cleverly thought out storage system
- Rubber flooring in the driver's compartment and load compartment
- "Double grid" cloth seat upholstery in Titanium Black
- LED interior lighting with two reading lights in the roof console
- Interior lighting with LED technology in load compartment

5 seat Crewvan



Functional Equipment

- Electromechanical power steering
- "Composition Colour" 6.5" radio system with USB/AUX/SD input and Bluetooth
- 2 USB-C ports and App-Connect~
- Cruise Control including speed limiter
- Electronic immobiliser
- Central locking with remote control
- Power windows and heated electric folding exterior mirrors
- Manually controlled air conditioning
- Automatic headlights with rain sensing wipers and dimmable rear view mirror
- Load/passenger compartment locking from cabin/remote
- Six lashing eyes (eight for long wheelbase)

Driver Assistance Systems

- Front Assist with City Emergency Brake (CEB)*
- Crosswind Assist*
- Side Assist with Rear Traffic Alert*
- Driver Fatigue Detection*
- Hill-Start Assist
- Multi-Collision Brake (MCB)
- Electronic Stabilisation Programme (ESP)
- Traction Control System (TCS)
- Anti-lock braking system and brake assist (ABS)
- Driver & front passenger front and side/head airbags
- Reverse Parking Sensors*
- Rear View Camera*



* Safety technologies are designed to assist the driver, but should not be used as a substitute for safe driving practices.

~ App-Connect is compatible for selected apps with the latest smartphone versions of iOS and Android, active data service, optional connection cable (sold separately).

Can carry everything.

Transporter Cab Chassis

Heavy equipment, heavy load, heavy ground. The Cab Chassis offers enormous potential for all these challenges. With a payload of up to 1,166kg, it will let hardly anything get in its way.

Highlights

- Largest number of variants in its class
- Powerful engines
- Most Off-Road ready vehicle in its class
- Maximum seat capacity as standard
- Robust dropside aluminium tray with rear step and retaining cables



Exterior

- H7 twin halogen headlights
- Radiator grille with double chrome trim strip
- Daytime running lights (DRL)
- Aluminum factory fitted tray with folding dropsides, safety latches and a fold-out step on the tailboard
- Recessed lashing eyes into the platform: Single Cab (8), Dual Cab (6)
- 17-inch steel wheels
- Full sized steel spare wheel
- Grey bumpers with exterior door mirror housings and door handles in black

Interior

- Dash panel with open stowage compartments, drink holders and lockable glovebox
- Height-adjustable driver's seat with lumbar support
- Leather-wrapped steering wheel, height and longitudinal adjustment
- Cleverly thought out storage system
- Rubber flooring in the driver's compartment
- "Double grid" cloth seat upholstery in Titanium Black
- LED interior lighting with two reading lights in the roof console

Single Cab



Functional Equipment

- Electromechanical power steering
- "Composition Colour" 6.5" radio system with USB/AUX/SD input and Bluetooth
- 2USB-C ports and App-Connect~
- Cruise Control including speed limiter
- Electronic immobiliser
- Central locking with remote control
- Power windows and heated electric folding exterior mirrors
- Manually controlled air conditioning
- Automatic headlights with rain sensing wipers and dimmable rear view mirror

Driver Assistance Systems

- Front Assist with City Emergency Brake (CEB)*
- Driver Fatigue Detection*
- Hill-Start Assist
- Multi-Collision Brake (MCB)
- Electronic Stabilisation Programme (ESP)
- Traction Control System (TCS)
- Anti-lock braking system and brake assist (ABS)
- Driver & front passenger front and side/head airbags

Dual Cab



* Safety technologies are designed to assist the driver, but should not be used as a substitute for safe driving practices.
 ~ App-Connect is compatible for selected apps with the latest smartphone versions of iOS and Android, active data service, optional connection cable (sold separately).



Moving big things.

Efficient turbo-diesel engines + 4MOTION.

2.0L TDI250 (81kW, 250Nm)

Average fuel consumption from 6.9L/100km**

2.0L TDI340 (110kW, 340Nm)

Average fuel consumption from 7.5L/100km**

2.0L TDI450 (146kW, 450Nm)

Average fuel consumption from 7.3L/100km**

The 2.0L turbo-diesel engine is available in three output levels. Choose the smooth-shifting 5/6-speed manual gearbox or the optional adaptive 7-speed dual clutch gearbox (DSG). The latter enables a fully automatic and almost imperceptible gear change without interrupting the power flow, and also adapts to the driver's driving style.

17-inch brakes

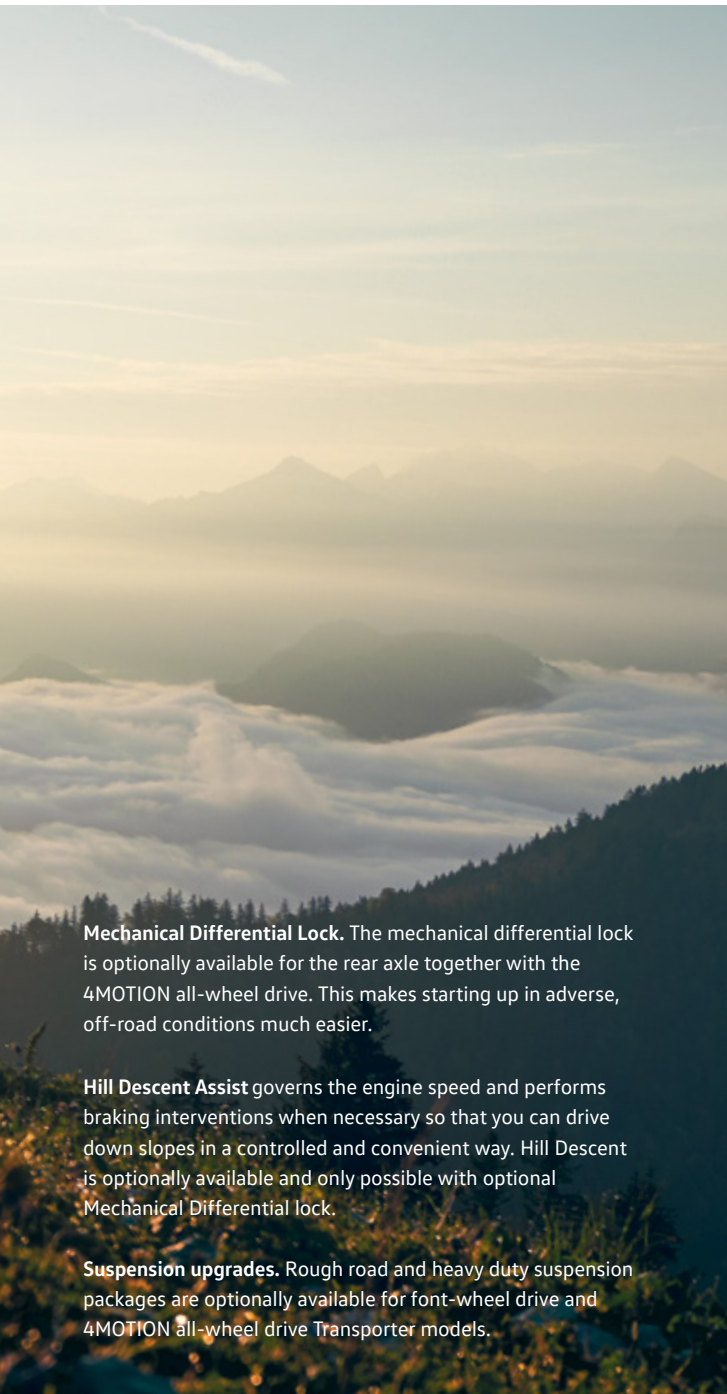
The 17-inch running gear designed for high loads with 17-inch disc brakes at the front and 16-inch disc brakes at the rear is available for all TDI250 and TDI340 engine variants. For variants with TDI450 engines, 17-inch brakes are fitted as standard.

4MOTION all-wheel drive

The all-wheel drive automatically adapts the power transmission to the respective driving situation via an electronically controlled multiplate clutch on the rear axle. The low system weight provides optimum vehicle handling and increased driving dynamics.



**Fuel consumption figures according to ADR 81/02 derived from laboratory testing. Factors including but not limited to driving style, road and traffic conditions, environmental influences, vehicle condition and accessories fitted, will in practice in the real world lead to figures which generally differ from those advertised. Advertised figures are meant for comparison amongst vehicles only.



Mechanical Differential Lock. The mechanical differential lock is optionally available for the rear axle together with the 4MOTION all-wheel drive. This makes starting up in adverse, off-road conditions much easier.

Hill Descent Assist governs the engine speed and performs braking interventions when necessary so that you can drive down slopes in a controlled and convenient way. Hill Descent is optionally available and only possible with optional Mechanical Differential lock.

Suspension upgrades. Rough road and heavy duty suspension packages are optionally available for front-wheel drive and 4MOTION all-wheel drive Transporter models.





- 01 Instrument cluster
- 02 Electromechanical multi-function steering wheel
- 03 6.5" colour touchscreen with Bluetooth connectivity and App-Connect~
- 04 Two-part stowage compartment
- 05 2 USB-C ports
- 06 Lockable glove box
- 07 Folding ruler compartment
- 08 Open stowage area
- 09 Drink holder

~ App-Connect is compatible for selected apps with the latest smartphone versions of iOS and Android, active data service, optional connection cable (sold separately).



The Transporter has been precisely designed to impress during daily use. Everything is on hand, when you need it, and the way you need it.

Optimised, ergonomic drivers workplace.

Continuously adjustable steering wheel and driver's seat, dimensionally stable comfort upholstery, newly designed dash panel and excellent all-round visibility. LED interior lighting and "climatic" air-conditioning as standard ensure driver comfort.

Excellent Connectivity.

In addition to many new features as standard, Transporter now includes App-Connect™ combined with 6.5" colour touchscreen Composition Colour audio system.

01



02



01 Composition Colour audio system.

Fitted as standard, the Composition Colour audio system features a 6.5 inch TFT touch-screen colour display, two USB (type-C) ports, Bluetooth®, SD card slot and four speakers delivering 20 watt output. It also features App-Connect.~

02 Discover Media satellite navigation system. The optional Discover Media satellite navigation system features an 8 inch colour touch-screen with proximity sensor. The system also includes a 32GB media storage, natural voice control, wireless App-Connect.~

Arrive Safely.

The modern driver assistance systems.

Driving the Transporter 6.1 offers high levels of safety and peace of mind, thanks to a host of standard and optional driver assistance systems. Whether you require assistance when parking, driving, changing lanes or towing a trailer, the latest assistants monitor the situation, taking preventative action in critical situations.



Driver Fatigue Detection*. Uses visual and audible warning signals to recommend that the driver takes a break as soon as it registers driving behaviour that indicates fatigue. | V | C | CH |



Seatbelt warning. Visual warning when the engine is started and an audible warning is emitted, if the driver's seatbelt is not fastened. | V | C | CH |



Airbags. Driver & passenger front, side and curtain airbags provide the best possible protection in the event of head-on or side impacts. | V | C | CH |



Cruise Control with speed limiter. At 30km/h and above, the system maintains the set speed throughout uphill and downhill inclines when activated. | V | C | CH |



Anti-Lock Braking System (ABS). Prevents the wheels from locking and thereby maintains manoeuvrability. | V | C | CH |



Electronic Stabilisation Program (ESP). Standard feature that prevents under- and over-steering through targeted braking of the individual wheels. | V | C | CH |

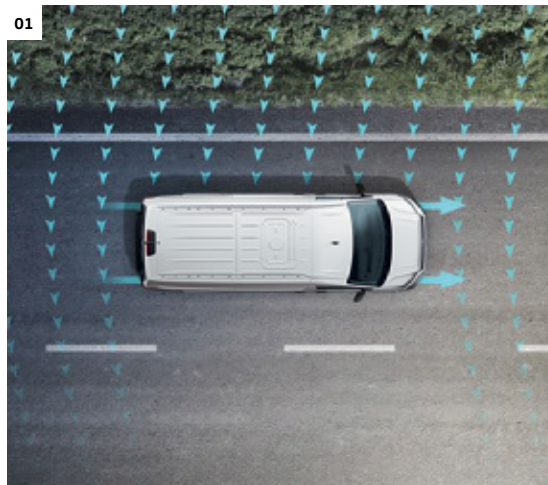


Traction Control Systems (TCS). Prevents wheels from spinning excessively. | V | C | CH |



Electronic Differential Lock (EDL). Distributes the engine torque to the tyres without slippage. | V | C | CH |

01



01 Crosswind Assist*.

The system is a sub-function of the Electronic Stabilisation Program (ESP) that helps dealing with high crosswinds by automatically activating the brakes if needed. | V | C |

Tyre pressure monitoring system.

Displays the current pressure for every tyre and warns of deviations from the set pressure. | V | C | CH |

02



02 Sensor-Based Side Protection*.

As part of Park Assist, Side protection monitors the vehicle's sides and alerts you with visual and audible warnings if you're getting too close to other vehicles, pillars, walls or pedestrians. | V | C |

Lane Keep Assist*.

Countersteers if a lane is left unintentionally while alerting the driver at the same time by using a warning tone and information in the multifunction display. | V | CH |



Front Assist with City Emergency Braking*.

Uses a radar system to detect situations where the distance to the vehicle in front is critical and reduces the vehicle's stopping distance. In dangerous situations, the system alerts the driver using visual and acoustic signals, and with a warning jolt of the brakes. | V | C | CH |

Adaptive Cruise Control (ACC)*.

Automatically adapts the vehicle's speed to that of the vehicle driving in front and maintains the distance set by the driver. | V | C | CH |

Multi-Collision Braking.

Triggers braking after a collision, with the aim of preventing secondary crashes, activated when two independent sensors detect an accident. After a short delay, the vehicle begins a phased braking action down to 10 km/h, during which the driver can take over at any time. | V | C | CH |

Electromechanical Power Steering.

The speed-dependent steering with active reset improves your driving feeling and safety and achieves steering precision. | V | C | CH |

Hill Hold Assist.

This prevents the vehicle from rolling back on inclines, making it easier to start off on uphill slopes. | V | C | CH |

03 Blind Spot Monitoring with Rear Traffic Alert*.

The Blind Spot Monitor with Rear Traffic Alert system supports the driver in assessing and avoiding dangerous situations, especially in critical situations, e.g. city and heavy traffic. The Blind Spot Monitor detects cars and motorcycles in the driver's blind spot and highlights these vehicles via a LED indicator in the door mirror. Rear Traffic Alert warns the driver of approaching traffic at the rear of the car when reversing via an audible warning followed by a visual message in the Optical Parking System (OPS). | V | C |

04 Rear View Camera (RVC)*.

Simplifies parking by showing a limited view of the area behind the vehicle on the display of the radio. Additional guidelines help the driver manoeuvre into the space. | V | C |

05 Rear Park Distance Control (PDC)*.

Emits audible warnings when obstacles are detected of or behind the vehicle when parking, and also provides a visual display of the vehicle's distance from these obstacles. | V | C |

Hill Descent Assist.

Available with optional 4MOTION, it allows you to descend slopes in a safe, controlled way by regulating the engine speed and applying the brakes as necessary. | V | C | CH |

03



Park Assist*.

Park Assist aids positioning into parking spaces. When reverse is engaged, the vehicle assumes control of the steering. All that's required of the driver is to operate the pedals, whilst keeping a good lookout. | V | C |

04 | 05



Load compartment and load platform


01 | 02



01 High side panel trim (hardboard). Full-height protection of the side panels from the floor to the roof frame. | V |

02 Lashing rails (floor, sides). Offer high load capacity for tensioning straps. | V |

03 | 04



03 Anti-slip, washable rubber floor. Increases safety through an anti-slip surface that extends over the loading sill and the step lighting. | V | C |

04 Lashing eyes (folding). Depending on the wheelbase, the load compartment is fitted with six or eight adjustable lashing eyes as standard to secure goods using tensioning straps. | V | C | CH |

05



05 Universal floor. The load compartment can be fitted with a robust universal floor with a non-slip surface and cut-outs with flush coverings. | V |



06 Partition with window.

A full height partition is available and include a window made of safety glass. | V |



09 Lockable storage boxes for Chassis tray.

Up to 3 stowage boxes can be optioned to the Cab Chassis tray and offer a lockable place to store tool, chains, tensioning straps and nets for securing loads. | CH |



11 Air conditioning system in the cab with electronic control. You can use the infinitely adjustable control to set your preferred comfortable temperature. | V | C | CH |



07 Rear wing doors with window. Extend the field of vision thanks to a narrow centre pillar in combination with extra-wide windows. | V | C |



10 Sliding door, left side. Speeds up loading and unloading and increases convenience for getting in and out of the vehicle. | V | C |

Supplementary heating system (passenger/load compartment). Increases heating output with a second heat exchanger and a vent at the C-pillar. | V | C |

12 Programmable Auxiliary heater. Working independently of the vehicles heating and ventilation system the Auxiliary heater can be programmed via the central control unit and keeps the interior pleasantly warm. | V | C | CH |



08 Tailgate with window. Improves visibility to the rear thanks to a particularly large window. | V | C |

Power latching tailgate and sliding doors. Close the sliding doors and tailgate with little effort of force. | V | C |

Electric power open/close tailgate and sliding doors. Can be operated with the vehicle key for convenient and safe handling or via the front cabin. Sensors and roll back function prevents injuries and potential encounters of obstacles. | V | C |

Sliding windows (in sliding doors). New handles make it even easier to open and close the side windows. | V | C |

Privacy glass. Increases privacy by means of dark-tinted windows in the passenger compartment. | V | C |



Solid paint finishes



Candy White



Ascot Grey



Cherry Red



Lumunious Orange



Pure Grey

Metallic and Pearlescent paint finishes



Reflex Silver



Indium Grey



Starlight Blue



Ravenna Blue



Deep Black



Mojave Beige



Copper Bronze



Fortana Red



Bay Leaf Green

Seat upholstery



Double Grid
Cloth seat upholstery Titanium Black/Palladium

Wheels



16" steel wheel

Standard on TDI250 and TDI340 models



17" steel wheel

Standard on TDI450 models



17" alloy wheel
- DEVONPORT

Optional


Please note that Metallic and Pearl Effect paint are optional at extra cost. The print process does not allow for exact reproduction of the exterior or the upholstery colours. Not all colours are available with Cab Chassis variants, optional body coloured bumpers and/or roof height increases. Please contact your Volkswagen Dealer for further information on colours and upholstery combinations.

Volkswagen Accessories

The Transporter is a highly versatile vehicle that leaves nothing to be desired. If you would like to have a few extras, Volkswagen Accessories offers interesting additional equipment options. These have been developed in cooperation with our development and design department, provide top quality, and are only available at your Volkswagen dealer. So everything fits together nicely.

01 Cargo Barrier
02 Rear Cargo Mat
03 Roof Bars

04 Rubber Floor Mats
05 Slimline Weathershields
06 Towbar*



Roof Bar load limit 94kg (set of two)



Please note that the above accessories may have an effect on fuel efficiency. Overseas models are shown for illustrative purposes only. For a full range of accessories please refer to the model specific accessories tab at www.volkswagen.com.au

*Towbar is for Transporter Van and Transporter Crewvan only. It is not available for Transporter Single Cab Chassis and Dual Cab Chassis.

Specifications

Engine	2.0 litre TDI250	2.0 litre TDI340	2.0 litre TDI450	
Type	4 cylinder inline turbocharged direct injection diesel	4 cylinder inline turbocharged direct injection diesel	4 cylinder inline bi-turbo direct injection diesel	
Max power, kW @ rpm	81 @ 3,500	110 @ 3,250-3,750	146 @ 4,000	
Max torque, Nm @ rpm	250 @ 1,250-3,100	340 @ 1,500-3,000	450 @ 1,400-2,400	
Cubic capacity, litres/cc	1,968	1,968	1,968	
Fuel type (recommended)	Diesel DIN EN 590	Diesel DIN EN 590	Diesel DIN EN 590	
Fuel tank capacity, L	70	80	80	
Transmission	5 speed manual	6 Speed Manual	7 Speed Direct Shift Gearbox (DSG)	
Driven wheels	Front-wheel drive	Front-wheel drive	Front-wheel drive 4MOTION all-wheel drive	
BlueMotion Start/Stop system^	●	-	● -	
AdBlue	-	-	● -	
Fuel Consumption ** - Van Combined, L/100km	6.9	7.5	8.3	8.3
Fuel Consumption ** - Crewvan Combined, L/100km			8.3	8.3
Fuel Consumption ** - Single Cab with fitted tray Combined, L/100km				7.6
Fuel Consumption ** - Dual Cab with fitted tray Combined, L/100km				7.5
				8.0
				8.4
				8.3

Full vehicle specifications are available at www.volkswagen.com.au

^The Start/Stop system is designed to reduce fuel consumption and CO2 emissions. It achieves this by automatically switching off the engine while the vehicle is stationary and then starting it again automatically when the driver wants to drive off. There are certain operating conditions where the Start/Stop system is deactivated (e.g. during engine warm-up), please refer to the owner's manual for full operating information.

**Fuel consumption figures according to ADR 81/02 derived from laboratory testing. Factors including but not limited to driving style, road and traffic conditions, environmental influences, vehicle condition and accessories fitted, will in practice in the real world lead to figures which generally differ from those advertised. Advertised figures are meant for comparison amongst vehicles only.

Weights and Capacities

	SWB Van	SWB Van	SWB Van	SWB Van	SWB Van	LWB Van	LWB Van	LWB Van	LWB Van
Weights - Van	TDI250	TDI340	TDI340 4MOTION	TDI450	TDI450 4MOTION	TDI340	TDI340 4MOTION	TDI450	TDI450 4MOTION
Gross Vehicle Weight (GVM), kg	2,800	3,000	3,000	3,000	3,000	3,000	3,000	3,000	3,000
Unladen Mass ¹ for Standard roof, kg - Manual	1,849	1,780	-	-	-	1,843	-	-	-
Payload ² maximum for Standard roof, kg - Manual	951	1,220	-	-	-	1,157	-	-	-
Unladen Mass ¹ for Standard roof, kg - DSG	-	1,801	1,917	1,842	1,949	1,865	1,980	2,013	1,906
Payload ² maximum for Standard roof, kg - DSG	-	1,199	1,083	1,158	1,051	1,135	1,020	1,094	987
Towing Capacity, kg÷									
Braked	2,500	2,500	2,500	2,500	2,500	2,500	2,500	2,500	2,500
Unbraked	750	750	750	750	750	750	750	750	750
Towbar Load Limit, kg	100	100	100	100	100	100	100	100	100

	SWB Crewvan	SWB Crewvan	LWB Crewvan	LWB Crewvan
Weights - Crewvan	TDI340	TDI340 4MOTION	TDI340	TDI340 4MOTION
Gross Vehicle Weight (GVM), kg	3,000	3,000	3,000	3,000
Unladen Mass ¹ for Standard roof, kg - DSG	1,924	2,074	1,987	1,987
Payload ² maximum, kg - DSG	1,076	926	1,013	1,013

	LWB Single Cab	LWB Single Cab	LWB Dual Cab	LWB Dual Cab
Weights - Cab Chassis with fitted tray	TDI450	TDI450 4MOTION	TDI450	TDI450 4MOTION
Gross Vehicle Weight (GVM), kg	3,000	3,000	3,000	3,000
Unladen Mass ¹ for Standard roof, kg - DSG	2,147	1,944	1,948	2,058
Payload ² maximum, kg - DSG	853	1,056	1,052	942

Full vehicle specifications are available at www.volkswagen.com.au

1. The Unladen Mass (UM) includes 10L of fuel, vehicle fluids and no occupants. Figures quoted are for base model vehicles only.

2. Payload figures determined by subtracting 'Unladen Weight' from total 'Gross Vehicle Mass' (GVM). A vehicle's final payload, given the different configurations, can only be determined by weighing the individual vehicle and comparing to the known GVM. Figures quoted are for base model vehicles only.

÷When fitted with Volkswagen Genuine Tow Bar. Towing capacities are applicable to Volkswagen Genuine Accessory Tow Bar. Towing capacity figures are maximum figures and actual towing capacity depends on factors including the laden mass of the vehicle, driving conditions and fitment of any accessories. Volkswagen Group Australia does not endorse or will not be held liable for any claim, loss or damage arising from the use or fitment of electronic trailer brakes.

Dimensions

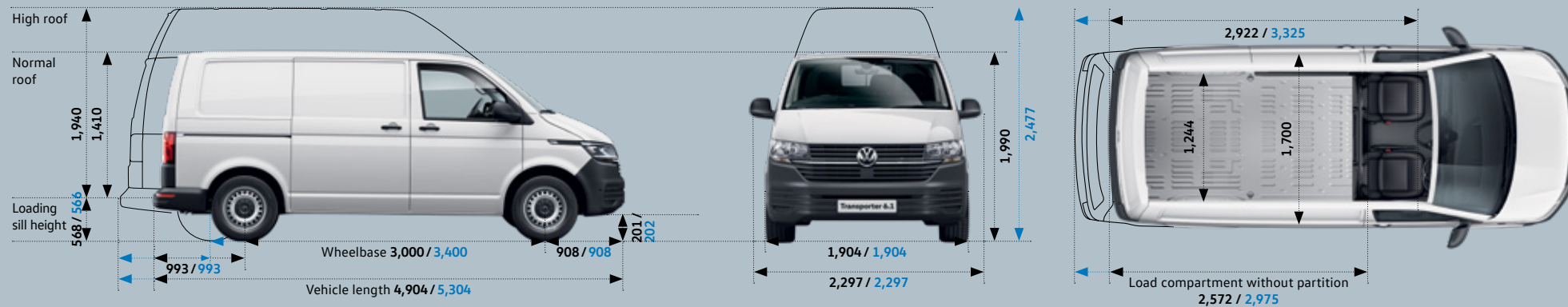
Short wheelbase

Long wheelbase


Dual cab, long wheelbase

Dimensions in mm


Transporter Van



Transporter Crewvan



Transporter Cab Chassis



Peace of Mind



5 years Unlimited Kilometre Warranty

At Volkswagen, we pride ourselves on the highest quality standards that come with German engineering.

We back this commitment with a 5 year unlimited kilometre warranty on all new Volkswagen vehicles*.



1 year Roadside Assist

Every new Volkswagen comes with a 1 year Roadside Assist membership^.

That's 24 hour roadside assistance, emergency accommodation, car rental and towing as well as property and other assistance, all included for added peace of mind.



Volkswagen Care Plans

Volkswagen Care Plans† have you covered for your first 3 or 5 scheduled services, providing you savings off the total Assured Service Pricing RRP. It's convenient, hassle-free scheduled servicing easily available for purchase at your local Volkswagen Dealer.



Assured Service Pricing

Assured Service Pricing# gives you the transparency of knowing how much your service will cost up front.

Our Volkswagen Dealers have access to the latest diagnostic equipment and tools. Plus, they use Volkswagen Genuine Parts® to ensure your Volkswagen stays a Volkswagen.

You're in safe hands at your Volkswagen Dealer when it comes to servicing.

*Conditions and exclusions apply, see <https://www.volkswagen.com.au/en/owners-service/warranty.html>. Your rights under this warranty are provided in addition to, and in some cases overlap with, consumer guarantees under the Australian Consumer Law and do not limit or replace them.

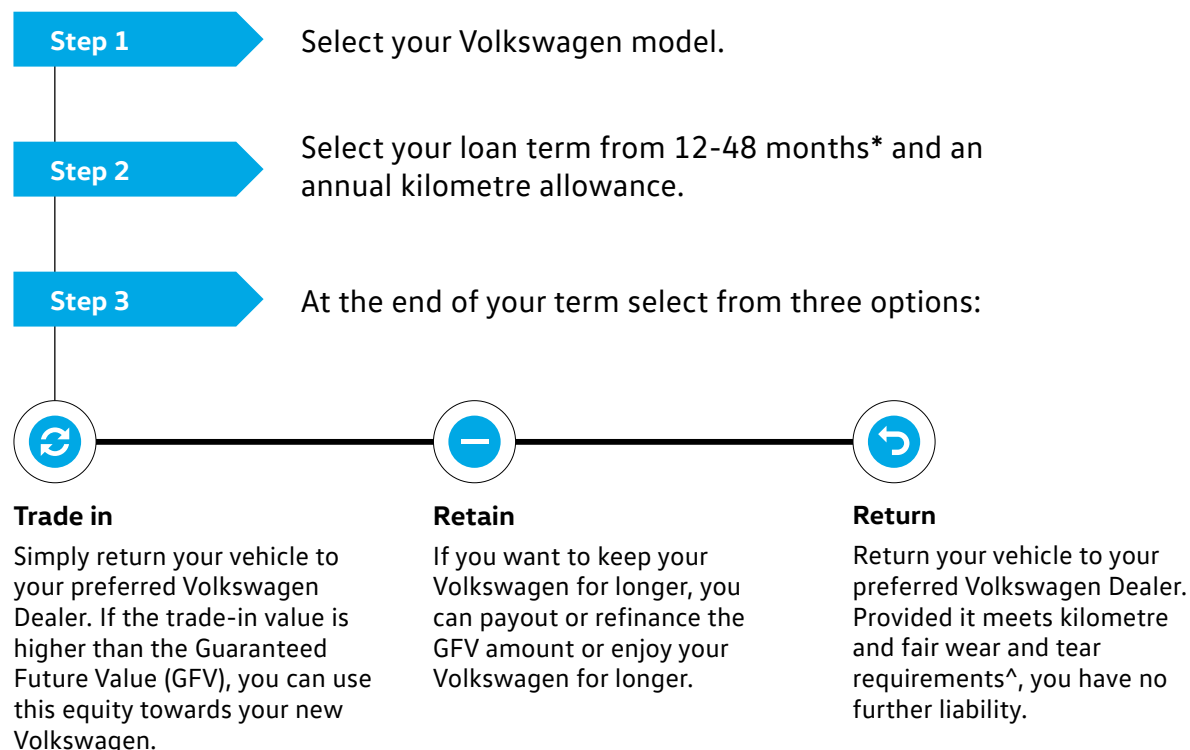
^Volkswagen Roadside Assist is provided by AWP Australia Pty Ltd ABN 52 097 227 177 trading as Allianz Global Assistance, under an arrangement with Volkswagen Group Australia Pty Limited ABN 14 093 117 876. Conditions and exclusions apply, see <https://www.volkswagen.com.au/en/owners-service/roadside-assist.html>.

†Volkswagen Care Plans are available at participating Volkswagen Dealers for all models and covers standard items as contained in each scheduled service interval only. These Care Plans can only be purchased prior to the first scheduled service and up to 22,500 km/15 months (whichever occurs first) for all models except Volkswagen Crafter models, which is 30,000 km/15 months (whichever occurs first). The time frame takes effect from when the vehicle is first reported in our system as 'sold'. Discount structure varies by model. For details of what is not included in a scheduled service, see <https://www.volkswagen.com.au/en/owners-service/care-plans.html>.

#Assured Service Pricing applies to the first 5 standard scheduled services of your vehicle which are scheduled to occur at every 15,000 km/12 month interval (whichever occurs first) or for Volkswagen Crafter models only, 20,000 km/12 month interval (whichever occurs first). On or before 31 December each year, Volkswagen will publish the maximum price for a specified Scheduled Service that will be applicable from, and remain fixed for, the following calendar year only. For details on the Eligible Model List, pricing, items not included and for full terms and conditions, please see <https://www.volkswagen.com.au/app/locals/service-pricing-guide>.

Naturally we understand that your Volkswagen represents a valuable investment, so we understand that you want to maintain it in premium condition. Volkswagen Choice[^] is a finance program tailored to the requirements of Volkswagen owners by providing assurance around your Volkswagen's future value[^], whilst offering simple monthly instalment financing options.

Whether you are selecting your new Volkswagen for business or personal use, you can choose the contract term that best suits your requirements. Enjoy the confidence that comes from having locked in a minimum value up front to be attributed to your vehicle at the end of your contract[^]. There are also no account keeping fees with a fixed interest rate.



*GFV terms offered subject to change.

[^]Volkswagen Guaranteed Future Value consists of an option to return your vehicle to Volkswagen Financial Services (VFS) ABN 20 097 071 460, Australian Credit Licence 389344, at the end of the term and requires VFS to purchase the vehicle at an agreed price determined by VFS, known as the Guaranteed Future Value (GFV). At the end of the term, you can elect to: (1) trade-in; (2) return; or (3) retain the vehicle by paying the GFV, which is a lump sum owed to VFS at the end of the loan term after all repayments have been made. You will be liable for any loan contract deficit and additional charges if you exceed the nominated kilometre allowance and/or the vehicle is not in an acceptable condition. Available on new and demonstrator Volkswagen vehicles for selected models. Contact your Official Volkswagen Dealer to verify eligible vehicles for this program. Fleet, government, rental buyers, hire car and chauffeur companies excluded.

The Transporter 6.1

Volkswagen Group Australia Pty Ltd
24 Muir Road Chullora NSW 2190
ABN 14 093 117 876

Printed in Australia
August 2020
www.volkswagen.com.au

Publication: VWCTRANBROMY21

Important information

Apple CarPlay® is a registered trade mark of Apple Inc. Android Auto™ is a registered trade mark of Google Inc. MirrorLink® is a registered trade mark of Car Connectivity Consortium LLC. Bluetooth® is a registered trade mark of Bluetooth SIG Inc.

Volkswagen is distributed by Volkswagen Group Australia Pty Ltd (ABN 14 093 117 876) of 24 Muir Road Chullora, NSW 2190. Specifications are as planned at August 2020, for Model Year 2021 and are subject to change without notice or obligation. All information in this brochure are correct at the time of publication, however variations may occur from time to time and Volkswagen, in so far as it is permitted by law to do so, shall not be liable in any way as a result of any reliance by any person on anything contained in this brochure. Authorised Volkswagen Dealers will provide up-to-date information on model application, design feature, prices, and availability on request.

Your Volkswagen Dealer.